



Worship Theme 2025 - 2026: Growing in the Light of Christ

The lighthouse represents Christ, shining His light to guide, protect, and inspire us on life's journey. Just as a lighthouse keeps ships safe and helps them find their way, Christ guides us through the waves and storms of life. The beams of light shining from the lighthouse represent our Redeemer values. Each fortnight, we will focus first on learning about a value and then on putting that value into action, so that together we grow in the Light of Christ.



GROWING IN THE LIGHT OF CHRIST



Whole School Worship Structure (Monday, Tuesday and Friday)

Opening

- **School Vision:** Begin by reciting or reflecting on the school's vision, setting the tone for worship and aligning everyone with our core values.
- **Candle Lighting:** Light three candles to represent the Holy Trinity, creating a sacred and reflective space.

Theme

- Introduce the weekly theme and share the aim of the worship.

Interactive Worship

- The worship leader designs an interactive element to help children engage deeply with the chosen scripture or learn from the life and example of the inspirational figure.

Celebration Worship (Friday)

- Two Certificates per class, Birthdays, Sports News, Other news, Fundraiser Notices, New Babies – Anything to be included must be emailed by 16:00 on the Thursday to the lead SLT member.

Hymn

- A song linked to the key value of the week.

Prayer

- Conclude with:



- A short prayer reflecting the key value
- The whole school prayer
- The blessing (sign of peace)
- *The Lord's Prayer* on Mondays and Fridays

Class Worship (Wednesday)

Class Worship Planning

Class worship is split into **Years 1–3** and **Years 4–6**. This allows the planner to differentiate discussions, tasks, and activities so they are age-appropriate and ensure pupils gain the most from their worship time. All worship PowerPoints and supporting resources should either be emailed to your team or saved in the designated shared area by the person allocated that particular week.

Opening

- **School Vision/Prayer:** Begin by reciting the whole school prayer together.

Engagement

- Ensure the worship is interactive, encouraging participation from all pupils. This could include discussions, shared reflections, or prayers linked to the theme.

Activity

- Include a short, meaningful activity that reinforces the message of the worship. Activities should be evidenced in the **Worship Record Book**.

Music/Hymn

- A piece of music or a hymn linked to the key message can be used. This may be sung together or listened to reflectively.



Worship Record Book

- Record the worship activities or pupil responses in the Worship Record Book as evidence of engagement and reflection.

Whole School Prayers & Blessings

Whole School Prayer

Dear God,

Please help us to live out our Redeemer Values every day, bless us with Faith, Hope and Love, so that we can live and grow in the Light of Christ.

Amen

Blessing including a sign of peace ie. Handshake, smile.

May the Grace of the Lord Jesus Christ, and the Love of God, and the fellowship of the Holy Spirit be with us all, now and forever more

Amen

The Lord's Prayer

Our Father in heaven, hallowed be your name, your kingdom come, your will be done, on earth as in heaven. Give us today our daily bread. Forgive us our sins as we forgive those who sin against us. Lead us not into temptation but deliver us from evil. For the kingdom, the power, and the glory are yours now and forever. Amen.

Opening & Closing

May the peace and love of God be with you all R: *And with you too.*

Our worship has ended, let us go in the Love and Peace of the Lord. R: *Thanks be to God*



Summer Term	Focus	Monday	Tuesday	Wednesday	Thursday	Friday
	<p>Spirituality: How I relate to God, creation, my neighbour and myself.</p> <p>We want the children in our school to experience a sense of awe and wonder as they grow in their awareness of things that are beyond the physical. We want them to be able to ask big questions, know that they belong, develop their understanding of belief-recognising and respecting other faiths and worldviews- and become a force for good in society.</p>	<p>Whole School Worship</p> <p>Led by: SLT</p> <p>Who: Whole School</p>	<p>Whole School Worship</p> <p>Led by: Class Teachers</p> <p>Who: Whole School</p>	<p>Class Worship</p> <p>Led by: Class Teacher</p>	<p>Sing & Praise</p> <p>Led by: SLT and Middle Leaders</p> <p>Who: Whole School</p>	<p>Celebration Worship</p> <p>Led by: SLT & CA</p> <p>Who: Whole School</p>
13.04.26	LAUNCH: What is Spirituality?	Inset Day	<p>Focus: Belonging, Awe & Wonder</p> <p>Plan</p> <p>LD</p>	<p>Create a 4 part Spirituality reflection Map</p> <p>Plan</p> <p>LT AB</p>	<p>Sing & Praise – 20th Celebration Focus</p> <p>LD/SS</p>	<p>Celebration Worship</p> <p>MP</p>



20.04.26	God: Source of Purpose	Focus: Why are we here? Plan SC	Rehearsal 20th Celebration	"God gives me purpose" Plan OE CP	Rehearsal 20th Celebration	20 th Celebration Service 09:30
27.04.26	Creation: Responsibility	Focus: Stewardship – Why care for the world? Plan SS	Our Earth JM Plan	Creation Pledges Plan DH SW	Sing & Praise LA	Celebration Worship SC
04.05.26	Neighbour: Living for Others	Bank Holiday	Focus: Who needs me? Plan MP	Postcards kindness challenge Plan MS YM	Sing & Praise LG	Celebration Worship SS



11.05.26	SATS WEEK					Celebration Worship LD
18.05.26	Myself: Identity & Worth	Focus: What makes me special? Plan SC	Class Worship Identity Plan AW LA	Sports Days		Celebration Worship SS
01.06.26	Living a Life of Meaning	Spirituality: God, Creation, Neighbour, Myself	Ethos Week Workshops – <i>‘Spirituality: How I relate to God, creation, my neighbour and myself.’</i> Church – LD		Celebration Worship	

Suggested plans are available for each worship; please use these as a guide. Continue to make use of resources such as Assemblies.org, Chat GPT, CoPilot to support planning and delivery.







Week 1: Tuesday 14th April

Purpose	Gather	Engage	Explore	Deep Thinking	Respond	Vision Link	Prayer	Final Message
<p>To introduce spirituality as: “Spirituality is how I relate to God, creation, my neighbour and myself.”</p> <p>To help pupils understand:</p> <ul style="list-style-type: none"> - Life has meaning beyond what we can see - We belong to God’s family - We can ask big questions - We are called to be a force for good 	<p>Dim lights, play calm music, show images (space, nature, kindness). Script: Let’s be still and think about something bigger than ourselves.</p>	<p>Show images (galaxy, baby, waterfall). Ask: What makes you say WOW? Turn and talk. Ask: Why do we feel wonder? Explain: This is part of spirituality.</p>	<p>Definition: Spirituality is how I relate to God, creation, my neighbour and myself.</p> <p>Use visuals: Cross = God Globe = Creation Heart = Neighbour Mirror = Myself</p> <p>Key point: Spirituality is about meaning, purpose and how we live our lives.</p>	<p>Display questions: Why am I here? What matters? How should I treat others? Is there more to life?</p> <p>Silent reflection.</p>	<p>Stand if you agree: Helping others ✓ Being kind ✓ Money ✗ Being loved ✓</p> <p>Discuss what gives life meaning.</p> <p>Link to values: Love, Compassion, Hope, Friendship, Forgiveness, Thankfulness, Wisdom.</p>	<p>We belong to God’s family. We believe, love, care and share. We grow in the Light of Christ.</p>	<p>Dear God, Help us to notice the world, ask big questions, know we belong, and grow in the Light of Christ. Amen.</p>	<p>Challenge: Notice awe, kindness and big questions this week. Ask: What really matters?</p>



Week 1: Wednesday 15th April

Class Worship Plan	
<p>“What is spirituality?” - “Spirituality is how I relate to God, creation, my neighbour and myself.” “What are the 4 parts?” – God, Creation, Neighbour, Myself</p> <p>KS1/Y3 - Classes create their own Spirituality Map (In each section take responses and draw pictures, write words, add sentences) KS2 - Children create their own Spirituality Map (In each section they draw pictures, write words, add sentences)</p> <p>  God Do I believe in God? What questions do I have about God? When do I feel close to God?  Creation What do I love about the world? How can I care for it? When do I feel awe and wonder?  Neighbour Who do I care about? How do I show kindness? Who might need my help?  Myself What makes me special? What am I good at? What do I value? </p> <p>Reflection: What part of the map matters to you the most right now? These maps show how we are all different—but all part of God’s family.</p>	

Week 2: Monday 20th April

Purpose	Gather	Engage	Explore	Deep Thinking	Respond	Vision Link	Prayer	Final Message
To help pupils understand: Their life has purpose and meaning They are known and loved by God	Play uplifting worship music Display images: People helping others Acts of kindness Families/community	“Why are we here?” To make money To be famous To help others To love people Turn & Talk	Genesis 1:27 – Created in God’s image Jeremiah 29:11 – Plans filled with hope	“Christians believe: God created you God knows you God loves you Your life has purpose”	Whole School Affirmation (Call & Response) I am here to... Love, Help Others, Make a difference (Values/Vision link)		“Dear God, Thank you that you created us and know us. Help us to live with purpose, to love others, and to make a difference in the world.	How can you make a difference this week? This week, live like your life has purpose—because it does.



Purpose comes from who we are, not what we have We are called to live lives of love and impact	“Today we ask a big question: Why are we here?”	“Many people think life is about success or money... But spirituality helps us ask a deeper question—what is my purpose?”				Amen.”	
---	---	--	--	--	--	--------	--

Week 2: Wednesday 22nd April

Class Worship Plan
<p>God Gives Me Purpose</p> <p>Reflect personally on their God-given purpose Understand that purpose is about values, not success Express how they can live with meaning</p> <ol style="list-style-type: none"> 1. On Monday we thought about why we are here... Today we are thinking about our own purpose. 2. Why are we here? God Created us for a purpose 3. We are going to create a piece of work called: ‘God Gives Me Purpose’ 4. Model Example (Teacher) I am here to: Teach you how to read, care for you, help you etc. What are you here for? 5. Focus is not above money, material things but who we are and how God wants us to live. 6. KS1 – Outline of pupil – with header – I am here to... Write the different purposes 7. KS2 – Draw a portrait with the header – I am here to...and add their responses. <p>Reflection: “Look at your work...Does it show the kind of person you want to be?”</p>



Week 3: Monday 27th April




Purpose	Gather	Engage	Explore	Deep Thinking	Respond	Vision Link	Prayer	Final Message
<p>To help pupils understand:</p> <p>The world is God’s creation and a gift We have a responsibility to care for it A meaningful life is about stewardship, not consumption Living spiritually means making wise and compassionate choices</p>	<p>Set the scene:</p> <p>Play nature sounds (birds, ocean, wind) Display images: Forests 🌲 Oceans 🌊 Animals 🐾</p> <p>Script: “Let’s take a moment to be still... Listen carefully... what can you hear? Today we are thinking about the world around us—and our place in it.”</p>	<p>Show two contrasting images:</p> <p>Beautiful natural scene 🌿 Pollution / litter / damaged environment 🗑️</p> <p>Ask: ☞ “What do you notice?” ☞ “How do these images make you feel?”</p> <p>Turn & Talk (30 seconds)</p> <p>“Which world would you rather live in... and why?”</p>	<p>Genesis 1:31 – “God saw all that he had made, and it was very good.”</p> <p>Christians believe:</p> <p>God made the world The world is good We are part of creation We are asked to care for it”</p> <p>“We are not just users of the world... We are caretakers—this is called stewardship.”</p>	<p>“Close your eyes... Think about a place in nature you love...”</p> <p>Pause.</p> <p>Then ask: “What would happen if that place wasn’t looked after?”</p>	<p>Activity: “Creation Pledge Actions”</p> <p>Leader says: ☞ “If you agree, repeat after me and do the action...”</p> <p>“I will care for the Earth” 🌍 (hands around globe shape) “I will not waste water” 💧 (pouring action) “I will recycle” ♻️ (circular motion) “I will protect animals” 🐾 (hands like paws)</p>	<p>“This is how we live out our values:</p> <p>Thankfulness → we appreciate creation Wisdom → we make good choices Compassion → we care for the world and others”</p>	<p>Dear God, Thank you for the beauty of the world around us. Help us to care for it, protect it, and make wise choices every day. Amen.”</p>	<p>This week, do one thing to care for the world—because it matters.</p>



Week 3: Wednesday 29th April

Class Worship Plan
<p>Creation Pledges – “Caring for Our World”</p> <p>Purpose Reflect on their responsibility for creation Make personal commitments Understand that small actions can make a big difference</p> <ol style="list-style-type: none"> 1. On Monday we thought about the world as God’s creation...Today we are thinking about what we can do to care for it. 2. Who made the world?” → God What did God say about it?” → It is good What is our job? → To care for it 3. We are going to make a Creation Pledge—a promise about how we will care for the world. 4. Model Examples - “I will turn off lights when I leave a room”, “I will not waste water”, “I will pick up litter” (Caring for the world is not about big things—it starts with small choices) 5. KS1 – Class Pledges 6. KS2 – Individual Pledges 7. Look at your pledge...Will you really do it?

Week 4: Tuesday 5th May

Purpose	Gather	Engage	Explore	Deep Thinking	Respond	Vision Link	Prayer	Final Message
To help pupils understand: Our neighbour is everyone	Play gentle music Display images: People helping others	Quick Staff/Pupil Role Play: Scene 1:	The Good Samaritan (Luke 10:25–37)	“Your neighbour is: Your friends People you don’t know	This week, I will help someone by... “...love others”  “...show kindness”  “...forgive” 		“Dear God, Help us to notice people around us, us,	“This week, don’t just ask: ‘What do I need?’ Ask:



<p>A meaningful life is about serving others We are called to love, care and forgive Living spiritually means asking: "Who needs me?"</p>	<p>Friendship Community</p> <p>Script: "Today we are thinking about people... Not just ourselves—but others."</p>	<p>Child drops books → ignored</p> <p>Scene 2:</p> <p>Child drops books → helped</p> <p>"What did you notice?"</p> <p>"How did each situation feel?"</p>	<p>Option for interactive storytelling</p>	<p>People who are different from you Anyone in need"</p> <p>"A meaningful life is not about what we have... It's about how we treat others."</p> <p>Think about someone who might need help, kindness or friendship... Who needs you this week?</p>	<p>"...help those in need" 🌍</p>	<p>to show kindness, to forgive, and to be a force for good in the world. Amen."</p>	<p>'Who needs me?'"</p>
---	---	--	--	---	----------------------------------	--	-------------------------

Week 4: Wednesday 6th May

Class Worship Plan
<p>Activity: Postcards of Kindness – "Who Needs Me?" Challenge</p> <p>Purpose Put spirituality into action Show love and compassion in real ways Understand that small acts of kindness matter</p> <ol style="list-style-type: none"> 1. On Monday we asked: Who needs me? Today we are going to act on that. 2. Recap: Who is our neighbour? Everyone + What did the Good Samaritan do? Helped someone in need 3. We are going to write postcards (Card) to show kindness to someone who might need it. Possible recipients: Parents, School Staff, Friends 4. Model: Dear..., I hope you are having a lovely day. You are important and appreciated.From...



5. If sending home please check carefully.
6. Kindness doesn't have to be big—it just has to be real.
7. KS1: Simple message KS2: Detailed Kindness message

Week 6: Monday 18th May

Purpose	Gather	Engage	Explore	Deep Thinking	Respond	Vision Link	Prayer	Final Message
<p>To help pupils understand:</p> <p>They are uniquely created and deeply valued Their worth comes from God—not achievements or possessions A meaningful life is rooted in identity, not success Living spiritually means recognising: “I am loved, I matter, I have purpose”</p>	<p>Play calm reflective music Dim lights slightly Display images: Diverse children Smiling faces Acts of kindness</p> <p>Script: “Today we are thinking about something very important... ☞ You. Who you are... and what makes you special.”</p>	<p>Hold up a mirror</p> <p>Ask: ☞ “What do you see?”</p> <p>Take responses.</p> <p>“Is that all that you are? Or is there more to you than what we can see?”</p>	<p>Psalm 139:13–14 “I am fearfully and wonderfully made.”</p> <p>Christians believe:</p> <p>God created you God knows you God loves you You are unique”</p> <p>Your worth is not based on:</p> <p>What you own How you look What you achieve</p>	<p>Close your eyes... Think about something you are good at... Now think about something kind you have done...”</p> <p>Pause.</p> <p>Then: “Which one matters more?”</p>	<p>“I am...”</p> <p>Children repeat:</p> <p>“Loved” ❤️ “Special” ✨ “Unique” 🔄 “Important” ❤️</p> <p>Add Meaning:</p> <p>“You are all of these—not because of what you do...but because of who you are.”</p>		<p>“Dear God, Thank you that you made each of us special. Help us to see our value, believe in ourselves, and treat others with kindness and respect. Amen.”</p>	<p>You don't need to be anything else...</p> <p>You are already enough.”</p>



Week 6: Tuesday 19th May

Class Worship Plan

Activity: Identity Reflection – “What Makes Me Special?”

Purpose

Reflect on their identity and uniqueness

Recognise their God-given value

Develop confidence in who they are

Understand identity beyond appearance or success

1. On Monday we thought about what makes us special...Today we are going to explore that for ourselves.
2. We are going to create an Identity Reflection—a way of showing who we really are.
3. Draw a simple outline of a person on board. Label – subheadings: Talents, Kindness, Interests, Values
4. Who you are on the inside matters more than what people see on the outside.
5. KS1: Outline a pupil on large paper – add individual talents, kindness examples, interests, values we demonstrate the most
6. KS2: Split page into 4 with subheadings: Talents, Kindness, Interests, Values – Add examples - Write their name in the middle

